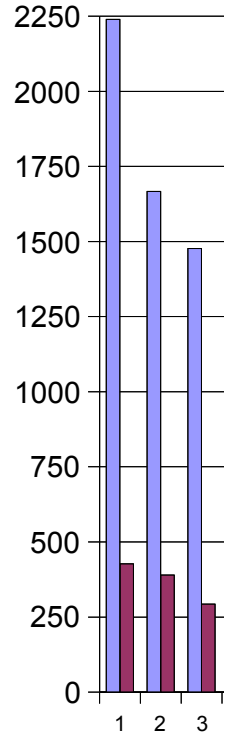
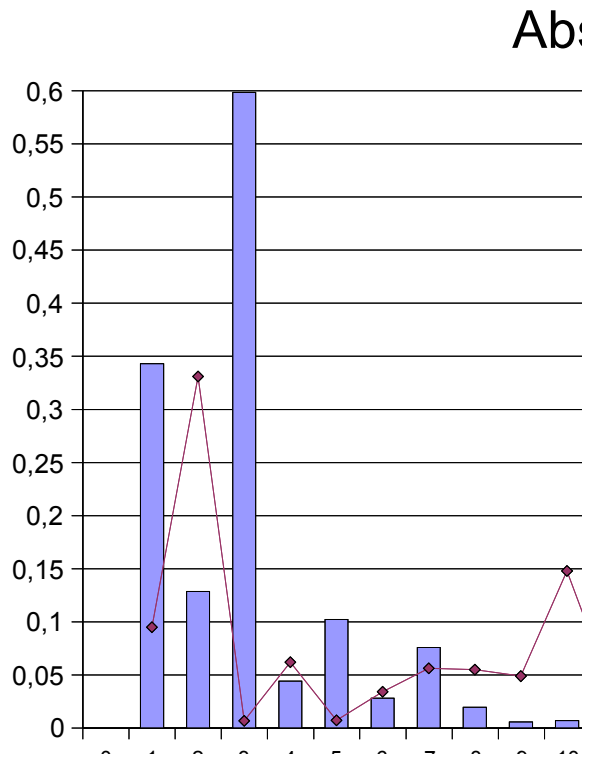


1	2239	427	34,31%	9,49%	1110	0
2	1667	390	12,86%	33,11%		
3	1477	293	59,85%	0,69%		
4	924	291	4,41%	6,20%		
5	885	274	10,21%	0,74%		
6	803	272	2,82%	3,42%		
7	781	263	7,58%	5,62%		
8	726	249	1,97%	5,51%		
9	712	236	0,56%	4,89%		
10	708	225	0,71%	14,80%		
11	703	196	15,44%	3,16%		
12	609	190	12,15%	1,06%		
13	543	188	5,03%	1,08%		
14	517	186	0,19%	3,33%		
15	516	180	2,79%	0,56%		
16	502	179	3,93%	5,29%		
17	483	170	0,42%	3,66%		
18	481	164	5,02%	0,61%		
19	458	163	1,78%	1,24%		
20	450	161	3,93%	3,87%		
21	433	155	0,00%	0,65%		
22	433	154	2,61%	0,65%		
23	422	153	1,69%	2,00%		
24	415	150	2,72%	1,35%		
25	404	148				
	18291	5457				



0		
1	34,31%	9,49%
2	12,86%	33,11%
3	59,85%	0,69%
4	4,41%	6,20%
5	10,21%	0,74%
6	2,82%	3,42%
7	7,58%	5,62%
8	1,97%	5,51%
9	0,56%	4,89%
10	0,71%	14,80%
11	15,44%	3,16%
12	12,15%	1,06%
13	5,03%	1,08%
14	0,19%	3,33%
15	2,79%	0,56%
16	3,93%	5,29%
17	0,42%	3,66%
18	5,02%	0,61%
19	1,78%	1,24%
20	3,93%	3,87%
21	0,00%	0,65%
22	2,61%	0,65%
23	1,69%	2,00%



24

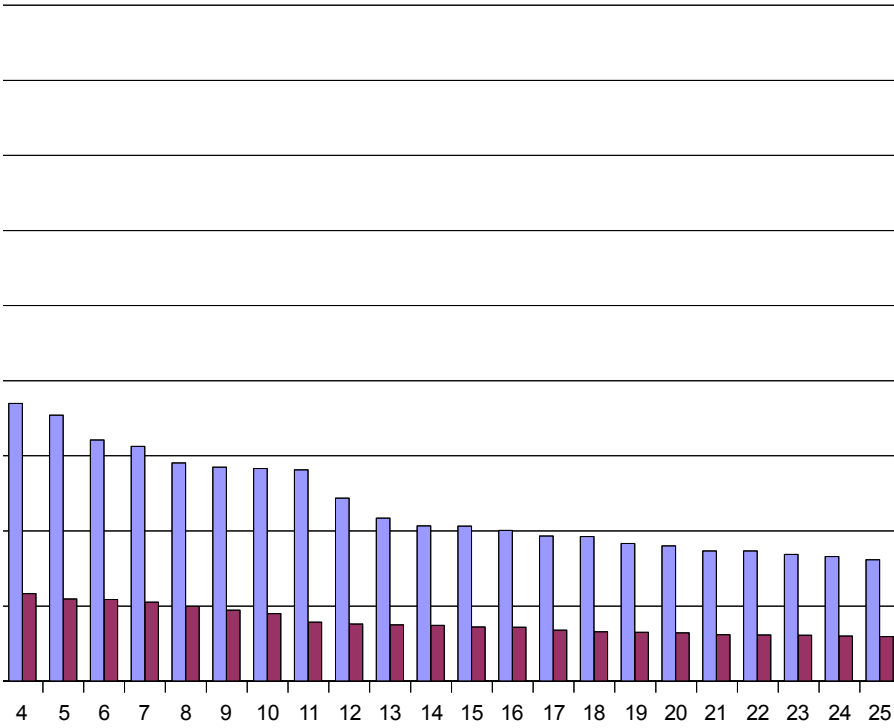
2,72%

1,35%

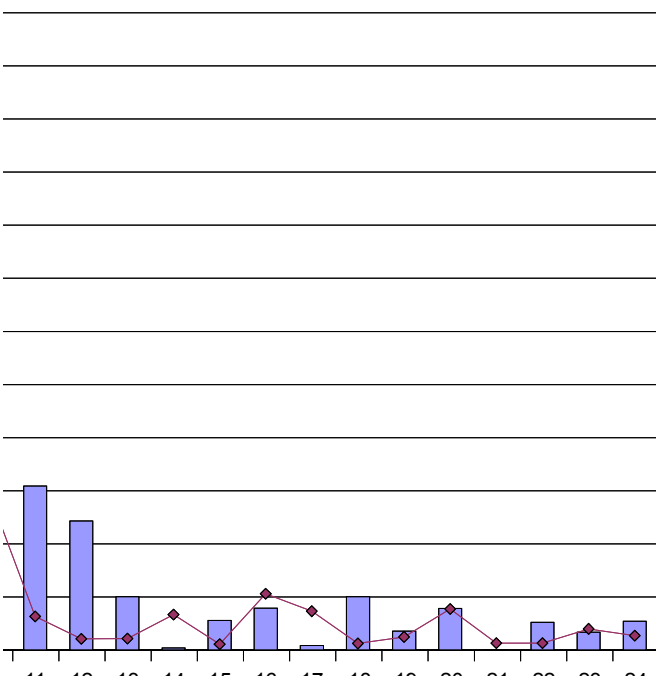
0 1 2 3 4 5 6 7 8 9 10

0,2

# Blogcharts 04 vs 07



# stände



11 12 13 14 15 16 17 18 19 20 21 22 23 24